

ChampionWall® is a sturdier, longer lasting, better looking alternative to chain link fences. With ChampionWall there is No Painting, No Denting, No Rust, No Rot, No Tearing and No Windscreens to attach. ChampionWall is the long-lasting, maintenance-free way to give your athletic program a true “stadium feel”. ChampionWall adds to the grandeur of your field with strong durable and resilient materials. It provides a nostalgic stadium feel with synthetic interlocking panels that create a sturdy wall that will stand the test of time. The same materials in ChampionWall are used for sea walls and recommended by the U.S. Army Corp of engineers.



## Product Features & Benefits

- Premium Aesthetics - There's no Better Finished Appearance
- Sturdier & Longer Lasting than chain link fences, ChampionWall withstands the toughest conditions
- Hassle Free with Minimal Maintenance - No Painting, No Denting, No Rust, No Rot, No Tearing and No Windscreens to attach.
- Variable Heights – Tailor made to your requirements!
- Built-in Batters Eye in centerfield Optional
- Ease of Installation
- Eco-friendly - Made from 98% Recycled Materials and is 100% Recyclable



## Groundbreaking Innovation in the Field of Sports Walls. ChampionWall Keeps the Game In!

### Eco Friendly

These sustainable wall panels contain over 98% recycled materials and are 100% recyclable.

### Locked

Interlocking synthetic panels create a sturdy outfield wall that gives during impact.

### Hassle Free with Minimal Maintenance

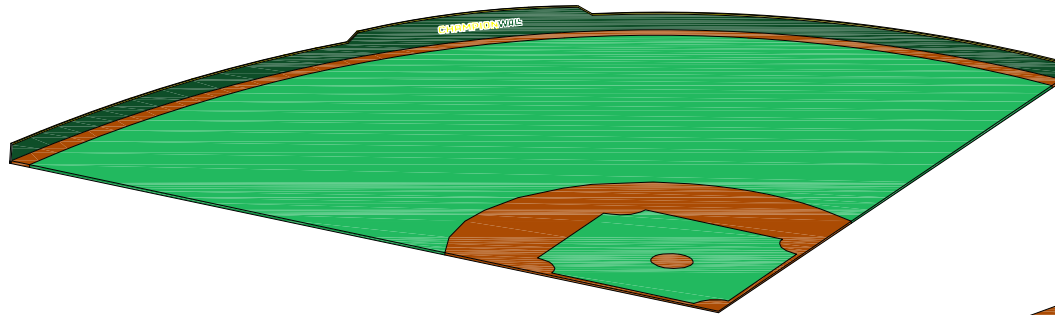
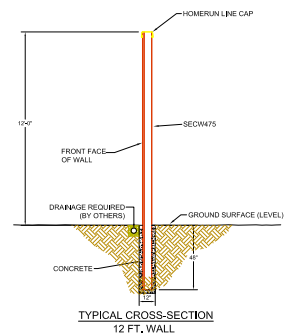
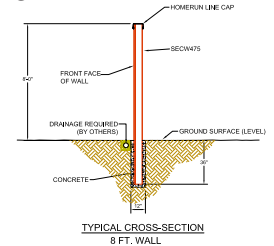
No painting. No denting. No rust. No rot. No tearing. No windscreens to attach. Obtain the lowest maintenance and service life requirements of any outfield wall or athletic fence.

### Best Value

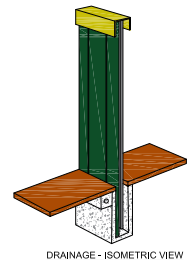
Get the highest performing outfield wall with the lowest lifetime cost.

### Design

Choose from our Challenger, Defender and Eliminator wall color designs to elevate your athletic program's spirit.



FIELD ISOMETRIC VIEW



DRAINAGE - ISOMETRIC VIEW

The configurations shown are considered typical and for budgetary purposes only. Please rely on your engineer for specific design recommendations. Because of the complexity of geotechnical loading calculations and the susceptibility to extreme change of soil loads with minor changes in local site conditions such as soil parameters, water levels, surcharge loads, etc., the manufacturer strongly recommends the use of design professionals who are familiar with local wall construction to determine the required sheet piling and component capacities. The material contained within this drawing is not to be used for any project specific design.



All products available in Canada and Mexico

**DISCLAIMER:** The customer and the customer's architects, engineers, consultants and other professionals are completely responsible for the selection, installation, and maintenance of any product purchased from ABT, and EXCEPT AS EXPRESSLY PROVIDED IN ABT'S STANDARD WARRANTIES, ABT MAKES NO WARRANTY, EXPRESS OR IMPLIED, AS TO THE SUITABILITY, DESIGN, MERCHANTABILITY, OR FITNESS OF THE PRODUCT FOR CUSTOMER'S APPLICATION. Copies of ABT's standard warranties are available at [www.abtdrains.com](http://www.abtdrains.com).



800.334.6057  
[www.sportsedge.com](http://www.sportsedge.com)

